



Minarets, Mosaics and More – Photography in Morocco

Day 1, 19 March 2027, Casablanca arrival


Arrive into Casablanca international airport from Australia in the early afternoon. You will be met by Heather and our driver/guide. Transfer to the hotel in central Casablanca and check in. Tonight, we will have a welcome dinner together (cost included).

Some guests like to arrive a day early to help with jetlag and minimise the risk of missing the start of the tour through unexpected delays. If you decide to arrive early, I can suggest some photography spots to explore in Casablanca.

o/n Casablanca (D)

Day 2, 20 March 2027, Casablanca and Fes


We'll start our Moroccan photography journey with a visit to the Hassan II Mosque, the largest mosque in Africa and the only mosque in Morocco that non-Muslims can enter. The mosque is a stunning building, with photography opportunities both inside and outside. We'll take an official tour inside the mosque and spend some time taking photographs of different aspects of the building from the outside.



We'll either grab a bite to eat before we leave Casablanca, or we'll stop en route on the way to Fes (three-hour transfer).

Day 3, 21 March 2027, Fes

This morning, we'll begin with architecture photography, photographing a madrasa (religious school) in the medina. We'll aim to be there when it opens, before the crowds arrive. We'll be looking at perspectives, patterns, symmetry, textures and details.



From the madrasa, we'll head out into the medina for a photography walk, guided by Omar. We'll wander through the narrow streets and alleyways, looking for interesting doorways, murals, local fountains, vendors and street scenes, including a visit to the local fruit and vegetable market. Here, we'll photograph local vendors and the vibrant colours of their fresh produce.



After lunch, our focus will be 'telling a photo story'. We'll meet with a local artisan, learn about their craft and document their work with a series of photographs. Depending on how the day goes, we may continue to another artisan or a local in their own home.



Before dinner this evening, and if the weather is suitable, we will take the short drive to the lookout near the Merenid Tombs above the old city, an ideal place to take sunset photographs of the medina.

o/n Fes (B)



Day 4, 22 March 2027, Fes

This morning, we'll begin with one of Fes's most famous sights (and smells!), the Chouara tannery, believed by many to be the oldest tannery in the world. We'll get views of the tannery from the balcony of a leather shop, overlooking the vats of coloured dye, before going inside, where we'll be guided by a worker who will explain the different stages of the dyeing process and we'll be able to take photographs as we go along.



After lunch, Omar will take us to an abandoned palace in the medina, a location to which access is generally restricted. This is an opportunity to revisit some of the themes we've been discussing, including perspective, texture, details, reflections, shadows, depth of field.



This evening, before dinner, we'll have our first formal review session with Omar - an opportunity to share images taken so far, seek advice and ask any questions.

o/n Fes (B)

Day 5, 23 March 2027, Fes / Volubilis

This morning, there'll be further opportunities for street photography.

After lunch, we'll drive to Volubilis. The drive is about 1.5 hours to the Roman ruins, where we'll spend the late afternoon taking photographs of the temples, houses and municipal buildings, including some beautifully preserved mosaic floors.




We return to Fes for our last night at our Fes riad.

o/n Fes (B)

Day 6, 24 March 2027, Fes to Zaida/Midelt

We say goodbye to Fes this morning and drive to the cave houses of Bhalil where we can photograph traditional houses built into the mountainside and learn the fascinating history of this area. We'll also stop in Sefrou for further photography. These are small rural towns and there may be other photo opportunities in the area.

From there, it's an hour's drive through the Middle Atlas Mountains to Ifrane, known as the Switzerland of Morocco. We'll stop in the cedar forests outside the town to look for the barbary apes who live in the forests here: an opportunity to take some wildlife shots.



Another two and a half hours brings us to Zaida, a small town well-known for its street barbecue restaurants. We'll have dinner here in a local restaurant and spend the night here or in Midelt, to break up the drive to the desert.

Omar will be available this evening for image critiquing and any questions about your photography experience so far.

o/n Zaida or Midlet (B)

Day 7, 25 March 2027, Rissani and Merzouga

We continue to Merzouga, the gateway to the Sahara. By lunchtime, we'll be in the town of Rissani, famous for its spice and livestock markets. This is an authentic local town that will give you a glimpse of life in rural Morocco. We'll spend the afternoon in Rissani, photographing the spices and some of the vendors.



From Rissani, a 45-minute drive brings us to our accommodation in Merzouga, on the edge of the desert. We'll be on the look-out for some off-the-beaten-track photo opportunities in this area.

o/n Merzouga (B)

Day 8, 26 March 2027, Rissani, Khemliya and the Sahara

In Merzouga, we're very close to the village of Khemliya, just a short 15-minute drive away.

In Khemliya, we'll meet and photograph some local Gnaoua desert musicians, whose ancestors were brought through the Sahara in slave caravans from central and west Africa. We'll have lunch here - a local speciality called medfouna, known as 'Berber pizza'.



After lunch, we'll transfer by camel (or 4x4 if you prefer) to a desert camp and a Sahara Desert experience in the dunes of Erg Chebbi. We'll explore some artistic shots of camels, silhouettes and patterns in the sand. There may be an opportunity this afternoon to visit a local family of desert nomads who live a subsistence life on the edge of the desert.



As the light fades, we'll find a spot to photograph the desert sunset, looking for light and shadow. Tonight, after dinner, enjoy African drumming under the stars and spend the night in a luxury tent, with en suite bathroom and air-conditioning.

o/n Sahara camp (B, L, D)

Day 9, 27 March 2027, Dades Gorge

For anyone keen to get up early, we'll photograph the sunrise from the dunes around the camp, before returning to the camp for breakfast. After breakfast, we transfer back to Merzouga by 4x4 to meet our transport and continue our Moroccan journey.



The Road of One Thousand Kasbahs takes us westward, before we turn into Dades Gorge, where there are views of this spectacular gorge at every turn. Our destination will be the famous zigzag road, which we can photograph from a viewpoint, looking back down the valley.



This afternoon we'll aim for some local photography, on a stroll either through the community gardens that line the Dades River or one of the villages in the gorge. With any luck we'll meet some of the locals, we'll view the famous rock formations of Monkey Fingers Canyon and some of the many ruined kasbahs in this area.



o/n Dades Gorge (B)

Day 10, 28 March 2027, Skoura and Ait Benhaddou

A little over an hour and a half's drive this morning brings us to the oasis of Skoura and a very different landscape to Dades Gorge. We'll spend the morning with a local Berber family, making bread in a wood fired oven and learning a little about their lives in this rural community. Next up is a visit to Mohamed, a fourth-generation potter, who makes clay pots on a rudimentary wheel, fashioned from an old car tyre.



Late this afternoon, we'll continue to Ait Benhaddou, a UNESCO World Heritage Site, ancient kasbah and filming location for many famous movies, including *Gladiator* and *Game of Thrones*. The drive from Skoura is a little over an hour. We'll find a spot for some sunset shots across the river, for views over the kasbah.

o/n Ait-Benhaddou (B)

Day 11, 29 March 2027, Ait Benhaddou to Marrakech

We'll catch sunrise this morning over Ait Benhaddou before breakfast. Then the rest of the morning will be spent photographing in and around the village. There are many photogenic arches, narrow alleyways and, on a clear day, a panoramic view from the top of the kasbah, across the snow-covered High Atlas Mountains. This is a great location for landscape photography.



After a morning of photography in Ait Benhaddou, we set off for the drive over the High Atlas Mountains to Marrakech or the surrounding area, arriving in the early evening. Our next destination is Essaouira, so tonight is just a stop en route. We'll be returning to Marrakech medina in a couple of days' time.

This evening, we'll get together for a critique session with Omar to review our photographs over the last few days.

o/n Marrakech (B)

Day 12, 30 March 2027, Essaouira

And now for the coast! Leaving Marrakech behind, we head west to the Atlantic coast and the laid-back fishing port of Essaouira, arriving in time for lunch. There are many, many photographic opportunities here, with the port, the old Portuguese ramparts, the medina and sunset over the ocean.



This afternoon, Omar will guide us on a walk through the medina where we'll be spoiled for choice of photography subjects.

o/n Essaouira (B)

Day 13, 31 March 2027, Essaouira

A full day of photography in Essaouira.

We begin with a visit to the harbour this morning, where we'll watch the fishermen working on their nets and the dozens of blue fishing boats coming and going in the port.



After lunch, we'll continue photographing in the medina. Maybe you'll photograph some of the hundreds of cats that live here or some interesting doorways.

In the evening, if the weather is favourable, we'll make our way along the beach for a sunset photo shoot.



o/n Essaouira (B)

Day 14, 1 April 2027, Marrakech

A three-hour drive brings us back to Marrakech in time for lunch.

We'll stay inside the medina, another UNESCO World Heritage site, a chaotic tourist hub with a multitude of souks, overflowing with carpets, jewellery, brass lamps, kaftans, Moroccan slippers, tagines, ceramics, wooden carvings and every imaginable souvenir.

After checking into our riad, Omar will take us on a photography walk in the maze of souks that make up the Marrakech medina.



We'll be looking for colours and textures and street life in the medina.


Later this evening, we'll meet a local guide for a street food tour, sampling local foods and photographing the food and the vendors.




o/n Marrakech (B)

Day 15 – 2 April 2027, Marrakech

We begin the day with a visit to the Bahia Palace, a beautiful 19th century palace on the edge of the medina, arriving at opening time. Here we can put into practice everything we've learned about photographing Moroccan architecture.



Our next stop is La Ville Nouvelle, the New City, to visit the very photogenic Le Jardin Majorelle, with its vibrant blue buildings, contrasting yellows and striking cacti.



Then we'll meet again in the early evening for a photoshoot of Jemaa el Fnaa, the main square and the bustling heart of the medina that comes alive at dusk.



For anyone who wants to take photographs of the Koutoubia Mosque, beautifully lit up at night, we'll do that after the food tour.



o/n Marrakech (B)

Day 16, 3 April 2027, Depart

If you are departing today, you may want to fly out of Marrakech, or if you are flying out of Casablanca, we can drop you off at Casablanca airport on the way to Rabat (for flights departing from 3pm)

Or, you might want to continue your Moroccan journey to see the very different landscape of northern Morocco.

~

Optional extension – northern Morocco

Northern Morocco is quite different to the south. The climate here is Mediterranean and, after winter rain, the landscape in March and April is often green and lush, with beautiful wildflowers in bloom.



If you'd like to see the north, on a sightseeing tour, with an emphasis on photography, I am offering a six-night extension to the main photography tour. On this extension tour, we will not be accompanied by a professional photographer, but the itinerary has been designed to maximise photography opportunities and includes locations I have visited many times on previous trips to Morocco.

Day 16, 3 April 2027, Marrakech to Rabat

If you are continuing with us from Marrakech, we will leave after breakfast for the four-hour drive to Rabat, the vibrant capital of Morocco. We'll arrive in time for lunch. (Anyone departing from Casablanca will be dropped off at the airport).

This afternoon, we'll visit the National Photography Museum in Rabat, housed in an old fortress overlooking the Atlantic Ocean (small entry fee applies).



Rabat is also home to the Museum of Modern and Contemporary Art, if anyone would like to visit that. There are some interesting modern art sculptures on the street outside the art deco building that houses the museum. Otherwise, take the opportunity to have a rest this afternoon, edit some images or wander in the medina.

o/n Rabat (B)

Day 17, 4 April 2027, Rabat

Rabat has several famous monuments, including the Mausoleum of Mohammed V, the Hassan Tower and the Kasbah of the Oudayas, an 11th century fortress and adjoining Andalusian Gardens. The gardens, the Bab Oudaia gateway and narrow winding lanes of the kasbah provide many great photo opportunities, as do the small wooden boats moored along the banks of the Bou Regreg River.



We will spend the day photographing these key locations in Rabat.


o/n Rabat (B)

Day 18, 5 April 2027, Rabat to Chefchaouen

From Rabat, we'll drive north for a little over two hours, to the pretty coastal town of Asilah, where we'll have lunch and explore the whitewashed medina, surrounded by Portuguese ramparts.



Asilah is home to an annual street art festival so there are many murals to photograph in and around the medina, as well as some impressive gateways and interesting doors.





From Asilah, we wend our way from the coast, through the Rif Mountains, to Chefchaouen and our home for the next two nights. We expect to arrive here in the late afternoon, after a two-and-a-half-hour drive from Asilah.

o/n Chefchaouen (B)

Day 19, 6 April 2027, Chefchaouen

Chefchaouen is known as 'The Blue Pearl' for good reason, with its blue painted buildings in the old medina. It is a relaxed and pretty town. We'll start this morning with a visit to a viewpoint overlooking the city. For the rest of the day we'll be in the medina, photographing in the main square, Plaza el Haouta and some of the quirky buildings.



o/n Chefchaouen (B)

Day 20, 7 April 2027, Chefchaouen

Today is a free day to continue exploring Chefchaouen. Photographing the many cats who lounge around on doorsteps, the blue doors and walls of the old medina, handwoven carpets and bags of coloured dyes will keep you busy all day.



Or, if you'd like a break from photography, there is an opportunity to do a Moroccan cooking class here this morning – it takes care of lunch (at extra cost).

Before dinner this evening, we'll join many locals and visitors on a 30-minute walk to the Spanish Mosque, set on a hillside above Chefchaouen and the perfect place to catch the sunset over the town.



o/n Chefchaouen (B)

Day 21, 8 April 2027, Tangier

This morning, we leave Chefchaouen for the two-hour drive to Tangier, on the north-west corner of Morocco. Before going into the city, we'll visit Cap Spartel, and the point where the Atlantic Ocean meets the Mediterranean Sea. There is a pretty lighthouse here, surrounded by beautiful gardens. If you would like to visit inside the lighthouse and gardens, an entry fee applies.



A short drive from Cap Spartel takes us into Tangier city where we'll check into our riad. The rest of the afternoon will be exploring Tangier's old medina.

This evening, a farewell dinner brings to an end three amazing weeks of photography in Morocco.

o/n Tangier (B, D)

Day 22 – 9 April 2027, Tangier to Casablanca airport

If you're travelling to Europe, you might consider taking the ferry from Tangier to Tarifa, in southern Spain. Otherwise, it's a four-hour drive back to Casablanca and your international flight. Please allow three hours at the airport before your flight so a late afternoon or evening departure is ideal. Alternatively, there are a couple of hotels in the airport precinct, where you can spend the night before an early morning departure the following day.





Minarets, Mosaics and More – Photography in Morocco

Join me in Morocco for an immersive photography adventure with local Moroccan photographer, Omar Chennafi.

A little bit about me

I was a lawyer in London and Australia for many years. For the last three years, I have been designing and escorting small group tours and curating independent travel in Morocco. I am an enthusiastic and award-winning amateur photographer and have participated in photography tours and workshop all over the world. Working with professional photographers, I have curated photography tours in Australia and Bhutan. I have worked closely with Omar Chennafi to design this photography tour to Morocco.

A little bit about Omar

Omar, a professional photographer, artist and curator, based in Fes, Morocco, is passionate about capturing the essence of Morocco. He regularly leads photography tours in Morocco, catering to international clients and has been recognised in a number of prestigious international publications, with his work featuring in the Lonely Planet Travel Guide, AFAR Magazine and the UK's The Independent newspaper.

Having a local photographer lead a photography tour is always an advantage but, in Morocco, I believe it is essential. Unlike other countries, where local people are happy to be photographed in their day to day lives, many Moroccans are not comfortable being photographed: a local photography guide is critical to bridging that gap. Omar grew up in the medina of Fes and can provide unique access to artisans and locations that would otherwise not be available to us. I have done several workshops with Omar and have experienced first-hand his friendly and respectful relationships with local people, his knowledge of the medina, not to mention his enthusiasm and willingness to share his photography skills and his knowledge of the history and culture of his country.

Variety of photography opportunities

This tour provides opportunities to practice a range of photographic genres: street photography, architecture, portraiture, landscape and some limited wildlife, as well as the chance to learn some artistic photographic techniques.

The itinerary

The 'Minarets, Mosaics and More' photography tour has been designed to maximise opportunities for photography, beginning with an immersive four-day photography experience in Fes, the chance to settle into the accommodation and spend time becoming familiar with Morocco. You will get to experience and photograph the best that Morocco

has to offer, in a variety of contrasting landscapes, from the mountains to the desert and the coast.

For anyone joining the extension tour, I am very familiar with all the locations we'll visit.

Although we plan to follow the itinerary, please keep in mind that it may be subject to change, to reflect weather conditions or additional photography opportunities that present themselves. If we see something interesting along the way, we will stop. The itinerary includes formal critique sessions, but Omar will, of course, be available throughout the tour to assist with any technical or other photography queries.

Group size

The group size is limited to eight, plus Heather and Omar. We will travel together in a small bus, so everyone has access to Omar at all times. The minimum number required for the tour to go ahead is six guests.

Who should go on this tour?

For anyone who enjoys photography, whether you're a beginner or an accomplished photographer, this tour is a chance to experience the real Morocco on a unique photographic journey. What are you waiting for?

Costs and inclusions are below.

To book your place, or for more information, contact Heather on +61 448 739946.

heather@moroccanescapes.com.au

www.moroccanescapes.com.au

Minarets, Mosaics and More: costs and inclusions

Main Tour (15 nights): €4945*

Optional Extension Tour (6 nights): €1745*

The tour is priced in Euros. You are welcome to pay in Euros, or I will convert to AUD, or other major currency, at the date of final payment.

Inclusions – main tour

- Airport pick up and drop off at designated times on arrival and departure days
- Accommodation in boutique riads on a double / twin share basis
- Single supplement €1235
- 15 breakfasts, 1 lunch, 2 dinners and evening food tour
- Bread-making workshop
- Private transport in an air-conditioned small bus
- English speaking driver
- Gratuities for photography subjects
- Entrance fees for the Hassan II Mosque, madrasas in Fes and Marrakech, Le Jardin Majorelle, Bahia Palace, Volubilis Roman ruins
- Accompanied by Omar and Heather

Inclusions – extension tour

- Airport drop off on designated departure day
- Accommodation in carefully chosen boutique riads on a double/twin share basis
- Single supplement €520
- 6 breakfasts, 1 dinner
- Private transport in a Mercedes Vito van or air-conditioned small bus, depending on numbers
- English speaking driver
- Accompanied by Heather

Exclusions – main tour and extension tour

- International flights
- Airport transfers in home country
- Travel insurance (mandatory)
- Meals, except as specified in the itinerary
- Drinks
- Tips, other than for photography subjects which are included (tips are widely expected in Morocco and we will organise a kitty to cover these)
- Items of a personal nature, such as telephone calls, laundry etc

*Terms and conditions apply – see website for full details of booking terms. Price is quoted in Euros and converted to AU \$ or other major currency at time of final payment. Price is per person double/twin share, based on a minimum of 6 guests travelling. Single supplement as specified. Non-refundable deposit of AU \$1200 will confirm your booking. Final payment due 90 days before departure.

Moroccan Escapes

11 Riverbreeze Avenue, Noosaville, Queensland, 4566